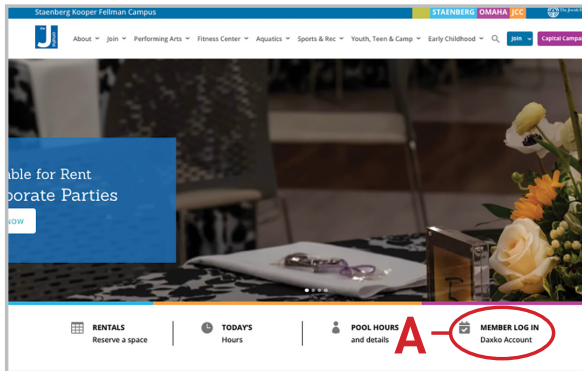


How to Use Your Daxko Account

Our Customer Relations Management Software is through Daxko! We strongly encourage everyone to log in, create an account, and check out all of the features before camp registration opens on February 5th. Having your online account ready to go and having some familiarity with the new registration software will help you have hassle-free registration. The image below highlights some of the new features and actions you will be able to complete from your account. Get started today! Questions? Contact us at (402) 334-6452.

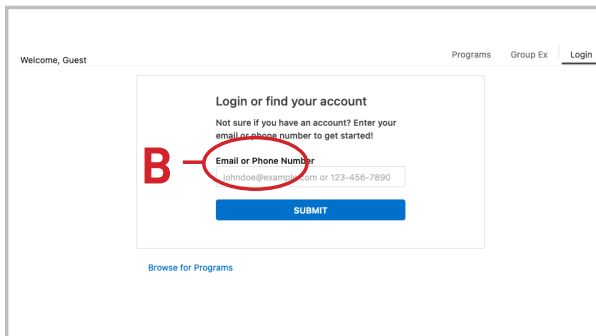
All registrations will be online, through Daxko only. See page 21 for dates.

1. Go to www.jccomaha.org



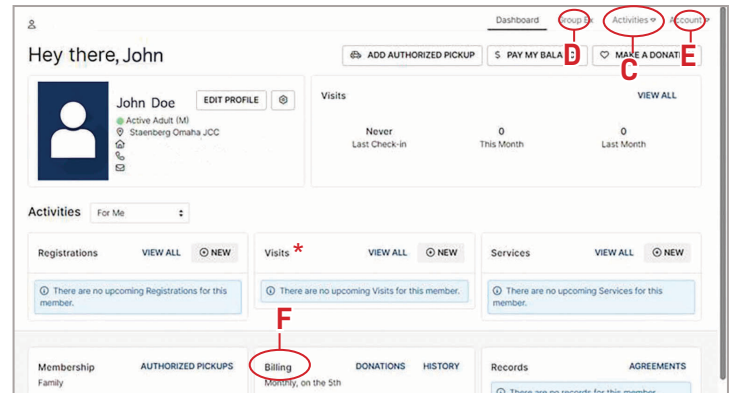
To get started go to www.jccomaha.org. Click the Member Log In tab (A) located under the main, large image on the homepage. (right side) This link will then take you to the Daxko log in page. Members will also be directed to the Daxko site through any of the "register" links located on our website.

2. Log into Daxko



Using the email associated with your Daxko account, login to your Daxko profile (B). All members will need to click "forgot password" the first time visiting the site. This will prompt a link to be sent via email or text (your choice). This is the first step necessary in creating a password for your new account.

3. Navigate Your Daxko Dashboard



Navigate the dashboard and select items...

(C) Activities

Go here and select one of these options from the drop down menu:

- Register for a Program

Register for any of our upcoming programs

- Schedule a Visit

Reserve a spot in Fit & Sit or Kids Club

Reserve a spot for indoor weekend Family Swim (fall / winter only) in the Baker Family Leisure pool (indoor).

- Book a Rental

(D) Group Ex

Go here to reserve a spot in a Group Ex.class, up to 1 week in advance.

(E) Account

Go here to edit account details.

(F) Billing

Go here to add or change a method of payment.

Go to the "history" tab to see or print past transactions.

** We use a different check-in system to track your visits. Because of this the "visits" section on your dashboard will not be accurate.*

